





## ESCORTING OVERSIZE VEHICLES AND ABNORMAL LOADS - SERVICE PROVIDER GUIDELINES

### 1. Strategic fit

1.1 Business need	<p>Guernsey has many narrow roads which are unsuitable for long, wide or heavy vehicles.</p> <p>Vehicle escorts warn other road users of the presence of oversize vehicles or abnormal loads and direct traffic so that these vehicles can safely negotiate a route.</p>
1.2 Organisational overview	<p>An abnormal load means a large or heavy object which is indivisible into smaller parts and when placed on a vehicle results in the dimensions of that vehicle exceeding the normal legal restrictions on maximum vehicle dimensions.</p> <p>An oversize vehicle is a vehicle which exceeds the normal legal restrictions on maximum vehicle dimensions.</p> <p>Any abnormal load or oversize vehicle intending to travel on the Island's roads will require a permit and in some cases, may also require a vehicle escort. A permit will be required even if the vehicle is under escort - see section 4.6.</p>

### 2. Size and Weight Restrictions

<p>2.1</p> 	<p>Length: 9.45m Width: 2.31m Weight: Maximum of 9 tonnes per axle and gross weight up to 28 tonnes depending on the number of axles</p>			
<p>2.2</p> 	<p>Length: 10.67m Width: 2.31m Weight: Same as for Rigid vehicles</p>			
<p>2.3 Weight</p>	<p>The maximum individual axle weight of any vehicle must not exceed 9 tonnes.</p> <p>The maximum gross weight of vehicles is as follows:</p> <table border="1" data-bbox="1525 742 2033 901"> <tr> <td data-bbox="1525 742 1688 901">Vehicles with 2 axles 18 tonnes</td> <td data-bbox="1688 742 1865 901">Vehicles with 3 axles 24 tonnes</td> <td data-bbox="1865 742 2033 901">Vehicles with 4 axles 28 tonnes</td> </tr> </table>	Vehicles with 2 axles 18 tonnes	Vehicles with 3 axles 24 tonnes	Vehicles with 4 axles 28 tonnes
Vehicles with 2 axles 18 tonnes	Vehicles with 3 axles 24 tonnes	Vehicles with 4 axles 28 tonnes		
<p>2.4 Weight Exceptions</p>	<p>Articulated vehicles travelling on the "Harbours Route" between the White Rock and the Vale Castle are permitted to exceed these weights providing the combined maximum weight of the vehicle and the load does not exceed 44 tonnes in total or 9 tonnes on any one axle.</p> <p>Similarly, the same dispensation is available to vehicles travelling to the industrial estates listed in "3.1 Specified Routes", but only between the hours of 9pm and 6.45am</p>			
<p>2.4 Trailer requirements</p>	<p>In the case of towing vehicle and trailer, the maximum combined length that is permitted is 12.19 metres (40'), subject to the towing vehicle or trailer not exceeding 9.45 metres (31') in length.</p>			

	<p>A trailer must not be used if it is in <b>excess of 2cwt (102kg) unladen or</b> if it has a laden weight which exceeds half the kerbside weight of the towing vehicle, unless the trailer is equipped with an efficient braking system which conforms to the requirements of section 5 (2) of the Road Traffic (Construction and Use of Motor vehicles) (Amendment) Ordinance, 1971.</p> <p>Not more than one trailer must be towed behind a vehicle.</p>
2.5 Permits	<p>Certain specialised vehicles that exceed any of these limits may be permitted to circulate, with a permit, subject to controls regarding routes and times. Applications for permits must be made to Traffic and Highway Services. A permit will be required even if the vehicle is under escort - see section 4.6.</p> <p>Applications forms for a permit can be found on our website at this link <a href="http://www.gov.gg/vehiclepermits">www.gov.gg/vehiclepermits</a> or can be obtained from Traffic and Highway Services' Bulwer Avenue offices.</p> <p>The application will need to be posted to Traffic and Highway Services or emailed to <a href="mailto:traffic@gov.gg">traffic@gov.gg</a>. It requires a minimum of 3 clear working days from receipt of an application (with correctly completed details in all relevant sections) to process the application.</p>

### 3. Specified Route, Time Restrictions and Speed Restrictions

3.1 Specified Routes	<p>The maximum length of a vehicle allowed to circulate island wide is 9.45 metres (31') for a rigid vehicle and 10.67 metres (35') for an articulated vehicle.</p> <p>Articulated vehicles up to 16.55 metres (54'3¾") are allowed to travel on the "Harbours Route" which is between the White Rock and the Vale Castle via Saint Julian's Pier, the Weighbridge, Gategny Esplanade, Saint George's Esplanade, Longstore, La Rue des Bas Courtils, Bulwer Avenue, Southside, the Bridge, Northside and Castle Road at anytime. In addition, they can travel to the Industrial Estates situated at North Side, Lowlands, La Route du Bray, La Rue de la</p>
----------------------	--

	<p>Hure Mare and Pitronnerie Road between 9.00pm and 6.45am only.</p> <p>In the case of towing vehicle and trailer, the maximum combined length that is permitted is 12.19 metres (40 feet), subject to the towing vehicle or trailer not exceeding 9.45 metres in length.</p>
3.2 Time Restrictions	<p>The vehicle escort service is available 24 hours per day, with the exception of peak traffic times when undertaking of escorts is prohibited by Traffic and Highway Services. Escorts are prohibited at the following times of the day (except on Sundays and Bank Holidays):</p> <ul style="list-style-type: none"> <li>- Between 8am and 9am;</li> <li>- Between 11.45am and 2:15pm</li> <li>- Between 5pm and 6pm</li> </ul>
3.3 Speed Restrictions	<p>The maximum <u>speed limit</u> for a motor vehicle <u>exceeding 2 tons unladen is 25mph.</u></p> <p>However, there is also legislation governing the maximum speed limits for vehicles of the following types:</p> <p>8mph Steam boilers, tar boilers, concrete mixers, material spreaders &amp; other trailers of any kind whatsoever with metal wheels</p> <p>12mph Four-wheeled heavy trailers of the low loader type</p> <p>20mph Caravan homes, horse and cattle boxes &amp; two-wheeled trailer of any kind whatsoever</p> <p>25mph An omnibus</p> <p>25mph An articulated vehicle</p>

#### 4. Load Requirements

4.1 Indivisible loads	The oversize and abnormal load escort service is only intended for indivisible loads. This is loads/equipment that cannot be broken down into smaller loads to be carried in vehicles that fit within the Island size and weight restrictions.
4.2 Examples of indivisible loads	Examples of indivisible loads include cranes, lowloaders, JCB's, boats, large items of equipment, energy plant etc.
4.3 Examples of divisible loads	Examples of divisible loads include furniture (i.e. removal vans from the UK), sand, cement, equipment for special events etc.
4.4 Special dispensation	Special dispensation must be sought from Traffic and Highway Services for divisible loads to be moved if there is a good reason.
4.5 Securing the load	Loads must be secured using ratchets, chains, tensioners, winch straps etc. Any of the above equipment must have the relevant current test certificates available for checking when required.
4.6 Permit obtained before escort is carried out	<b>If the vehicle and/or load exceed the Island wide size or weight restrictions then, before an escort can be carried out, an oversize permit must be obtained from Traffic and Highway Services. The permit number will need to be logged at the time of booking and the escort rider/driver will also need to check whether a valid/appropriate permit is displayed on the dashboard of the vehicle prior to the escort commencing.</b>
4.7 Removal of street furniture for very large vehicles and/or loads	If it is necessary for street furniture, such as bollards, to be removed for the escorted load/vehicle to pass through, <b>3 clear working days' notice must be given to Traffic &amp; Highway Service</b> by the escort service provider to arrange for this to be carried out. A charge will be made to the haulier for this work
4.8 Escorted load	It is the responsibility of the haulier to ensure the escorted load is secure. In the event that the escort rider considers the load to be unsafe, the escort may be refused and the fee may not be refunded. Similarly, if the vehicle or load does not comply with Guernsey legislative requirements then the escort may be refused and the fee not refunded.

#### 5. Weather Restrictions

5.1 Overview	Escorts are prohibited from occurring during severe weather conditions -such as extremely heavy rain, heavy fog, icy road conditions, heavy snow, or any continuous condition which creates low visibility for drivers or hazardous driving conditions.
5.2 Motorcycle escorts	Motorcycle escorts may not take place in wind conditions of force 6 and above, including gusts.
5.3 Escort refusal	In the event that the escort rider considers the weather conditions to present a risk to the safe execution of the escort, the escort may be refused.

#### 6. Logging

6.1 Bookings	The service provider must record, as a minimum, in writing the following information: <ul style="list-style-type: none"> <li>- The oversize vehicle permit number</li> <li>- The time and date that the escort is required;</li> <li>- The company/owner and registration number/s of the vehicle/s;</li> <li>- The origin and destination of the vehicle/s being escorted. All movements must be specified at the time of booking otherwise a separate charge will be enabled;</li> <li>- A description of the item/s being escorted;</li> <li>- The overall width, length and, where necessary, weight and height of the vehicle/s and its load;</li> <li>- In the event that a load is divisible, the reason that the escort is required. Prior permission must be sought from Traffic and Highway Services for movements that fall into this category;</li> <li>- The number of escort riders deployed.</li> </ul>
6.2 Reporting to Traffic and Highway Services	The service provider must provide Traffic and Highway Services with monthly updates , in writing, including:

	<ul style="list-style-type: none"> <li>- The company/owner and registration number of the vehicle;</li> <li>- The time and date that the escort was carried out;</li> <li>- The origin and destination of the vehicle;</li> <li>- A description of the item being escorted;</li> </ul> <p>Complete records for all escorts undertaken including all details listed in section 6.1 must be made available within 48 hours of a written request from Traffic and Highway Services.</p>
6.3 Incident/accident reporting	<p>The service provider must record, as a minimum, in writing the following information of an incident/accident:</p> <ul style="list-style-type: none"> <li>- The time and date of the incident/accident</li> <li>- The location of the incident/accident</li> <li>- A note of the type and content of the vehicle being escorted.</li> <li>- A brief description of the incident/accident.</li> </ul> <p>Traffic and Highway Services must be informed of all incidents/accidents within one working day.</p>

## 7. Pricing

7.1 Pricing Overview	<p>The minimum charge for an escort is 1-hour and escorts are then charged in hourly increments.</p> <p>If booked in accordance with Section 6.1 ahead of the scheduled requirement for commencement of the Escort Services, then a booking for a particular time for the same End User may comprise a requirement for one or more vehicles or vehicle movements that will be deemed to be a single provision of Escort Services provided that:</p> <ul style="list-style-type: none"> <li>- In the case of 2 or more vehicles or 2 or more vehicle movements, unless otherwise agreed by the Contractor at the time of booking, each vehicle movement should occur as soon as is practicable following the previous. The calculation of time taken will be based on total time and shall include any “gap” between individual vehicle movements</li> <li>- If 2 or more vehicles are escorted simultaneously (whether or not in convoy) and if this requires</li> </ul>
----------------------	--

	<p>additional personnel than is the case for a single vehicle escort, then the rate charged shall be proportionately increased in line with the increase in resource required</p>
7.2 Cancellations – Overview	<p>Cancellation by the end user:</p> <ul style="list-style-type: none"> <li>- Less than 12 hours prior to scheduled commencement of Escort Services will incur a charge of 100%. The Contractor shall also be entitled to charge a 100% cancellation charge and (if reasonable to do so having regard to the Contractor’s commitments to other End Users) decline to provide some or all of the Escort Services booked for a particular time if, due to the End User’s act or omission, there is a delay of 10 minutes or more in the ability of the Contractor to commence provision of the Escort Services in accordance with the booking relating to them.</li> <li>- Between 12 and 24 hours prior to scheduled commencement of Escort Services will incur a charge of 50%.</li> <li>- More than 24 hours prior to scheduled commencement of Escort Services will incur no charge.</li> </ul> <p>Cancellation by the service provider:</p> <ul style="list-style-type: none"> <li>- No charge will be incurred</li> </ul>
7.3 Part cancellations	<p>A Cancellation shall be deemed to have occurred if a booking for Escort Services is reduced in scope (such as from 2 vehicle movements to 1). However, a cancellation charge can only be applied to the extent that this reduces the amount of Escort Services involved across an hourly charging block. By way of illustrative example, if 2 vehicle movements are booked in advance and 1 is cancelled between 12-24 hours of the scheduled commencement then:</p> <ul style="list-style-type: none"> <li>- If the total time for the original booking was between 1 to 2 hours and after the reduction the total time is still</li> </ul>

	<p>between 1 to 2 hours then the full amount of the 2 hour charge will apply in both cases; or</p> <ul style="list-style-type: none"> <li>- If the total time for the original booking was between 1 to 2 hours and after the reduction the total time is less than 1 hour, then there shall be a charge of 1 hour for the reduced scope and a charge of 50% of 1 hour (i.e. 30 minutes) for the cancelled portion of the booking.</li> </ul>
--	---

## 8. Double Escorts

8.1 Overview	On certain routes, or for exceptionally large vehicles/loads, the service provider may consider that a double escort may be more suitable to ensure the safest possible execution of the escort. Double escorts must be used for vehicles/loads that are more than 3m wide (9.84 feet).
8.2 Double escort permission	Prior permission from Traffic and Highway Services will be required for double escorts. (Subsequent permission will not be required where a similar type/size of vehicle/load is being moved on a previously authorised route).

## 9. Convoys

9.1 Overview	On certain routes, the service provider may consider that a convoy may be more suitable to ensure efficient movement of oversized vehicles around the island.
9.2 Convoy permission	The haulier will be required to gain prior permission from Traffic and Highway Services for vehicles to be escorted in convoy.

## 10. Two-wheel and four-wheel escort vehicles

10.1 Overview	<p>The contract requires that the service provider hold at least three two-wheeled vehicles and one four-wheeled vehicle.</p> <p>The service provider may use any combination of escort vehicle to undertake an escort. It is recommended that 4 wheel escort vehicles are used in windy, rainy conditions etc.</p>
---------------	---

## 11. Escort Vehicle Specification

11.1 Overview	- All vehicles used must be legal and roadworthy.
11.2 Four wheel vehicle specification	<ul style="list-style-type: none"> <li>- The escort vehicle must afford the driver good visibility. To facilitate good visibility to the rear and side, the vehicle shall be fitted with exterior mirrors on both sides. In addition, it is preferable to have rear windows to the side and rear windows at the back of the vehicle to aid driver visibility.</li> <li>- The escort vehicle shall not form any part of the units carrying or hauling the abnormal load or the abnormal vehicle.</li> </ul>
11.3 Two wheel vehicle specification	<ul style="list-style-type: none"> <li>- Motorcycles must be suited to escort work.</li> <li>- They must have lighting and switch gear fitted for whatever purpose the machine are to be put to.</li> <li>- When purchasing motorcycles the intended operating conditions must be stressed since some oil cooled motorcycles may not be suitable due to low speeds/high operating temperatures.</li> </ul>
11.4 Maintenance	<ul style="list-style-type: none"> <li>- A regular preventative maintenance programme for every escort vehicle, carried out at predetermined intervals of time or mileage must be in place.</li> <li>- A full service history must be kept on each escort vehicle/motorcycle.</li> </ul>
11.5 Daily motorcycle maintenance	<ul style="list-style-type: none"> <li>- The cold tyre pressure of each motorcycle must be checked each day. The correct tyre pressure for the vehicle must be prominently displayed on a notice by the parking area for the vehicle.</li> <li>- Lights must be checked daily, oil levels once a week.</li> </ul>

## 12. Escort Vehicle livery (car/motorcycle dependent)

12.1 Markings and Identification	<p>The front of the vehicle shall be marked clearly to identify that it is an escort vehicle. This shall be done by marking "Escort Vehicle" or "Escort" in solid black script.</p> <p>Shadowing, italics and other lettering effects are not permitted.</p>
----------------------------------	--



	No other text or logos shall be located near to this lettering.
12.2 Company livery	The name of the vehicle operator may be displayed upon the side of the vehicle.
12.3 High Visibility markings	To help other road users approaching the escort vehicle from the front and from the rear, retro reflective markings shall be applied to the vehicle. Chevrons are particularly effective.
12.4 Lighting	To help alert other road users approaching the escort vehicle from the front during the day the vehicle shall use dipped beam headlights when escorting the oversize vehicle or abnormal load.  A rotating red light above the cab or the top of the vehicle must be used.  Each motorcycle must be fitted with two alternating red flashing warning lights at the front and a rotating red warning light on an elevated pole at the rear.  Blue lights are not permitted on any vehicle.
12.5 Condition	Vehicles must be kept in a clean condition.

### 13. Escorted Vehicle (haulier) specification

13.1 Vehicle Specification	The vehicle being escorted must be legal and roadworthy. In the event that the escort rider considers the vehicle to be un-roadworthy, the escort may be refused and the fee may not be refunded.
13.2 Trailer Brakes	The vehicle's braking systems must be correctly connected and must be in good working order.  The trailer must be equipped with an efficient braking system which conforms to the requirements of section 5(2) of the Road Traffic (Construction and Use of Motor Vehicles) (Amendment) Ordinance, 1971.  The braking system must be capable of being applied to all the wheels of the trailer by the driver of the drawing vehicle. The trailer brakes must be designed and

	constructed to have the highest braking efficiency of any of the brakes of any braking system with which the drawing vehicle is equipped.
13.3 Escort refusal	In the event that the escort rider considers the vehicle brakes to be un-roadworthy, the escort may be refused.

### 14. Escorted vehicle (haulier), markings and Identification

14.1 Vehicle hazard markers	<p>It is the haulier's responsibility to ensure that escorted vehicles are correctly marked. All escorted vehicles must be fitted with rear markings as indicated by the highway code:</p> <p>Escorted vehicles over 7500 kilograms maximum gross weight and trailers over 3500 kilograms maximum gross weight.</p>  <p>The vertical markings are also required to be fitted to all escorted vehicles or combinations which are longer than the Island wide limit</p> <p>Where appropriate projection markers and hazard warning plates must be fitted as advised by the highway code.</p> <p>Such marking must be fully reflective vehicle signs, conforming to B.S. AU152.</p> <p>Additional markings such as "wide load" or "long vehicle" are also permissible.</p> 
-----------------------------	--

	<b>LONG VEHICLE</b>
14.2 Escort refusal	In the event that the escort rider considers the vehicle ineffectively marked and therefore presenting a hazard to other road users, the escort may be refused.

## 15. Safety equipment

15.1 Emergency Safety Equipment	<p>In the event of an incident during the journey, it is expected that the escort vehicle will be first to the scene. Therefore each vehicle shall be equipped with, (and personnel trained in the use of):</p> <ul style="list-style-type: none"> <li>- A powder or CO2 Fire Extinguisher Kite marked and British Approval for Fire Equipment (BAFE) approved to BS EN3 or an EC or EEA standard, which in practice provides standards equivalent to those standards contained in a British Standard; and</li> <li>- A '1 to 10' employee CE approved First Aid Kit. The fire extinguisher shall have a valid certificate, and the First Aid Kit maintained and the contents within their 'use-by-date'.</li> <li>- Two wheeled escort vehicles must also carry reduced versions of this equipment</li> </ul>
15.2 Extra emergency equipment carried by four wheeled escort vehicles	<p>To effectively manage road side safety during planned or unplanned stops, each four wheeled escort vehicle shall be equipped with the following:</p> <ul style="list-style-type: none"> <li>- A minimum of 12 traffic cones</li> </ul>
15.3 Health and Safety at work policy	The Service provider is required to comply in all respects with the provisions of the Health and Safety at Work (General) (Guernsey) Ordinance 1987.

## 16. Requirements for Safety Clothing

16.1 Overview (motorcycle escorts only)	Every motorcycle escort rider must be equipped with a proper motorcycle jacket, trousers, boots and gloves. The jacket and trousers must have approved armour in the elbows, shoulder, back, knee and hip areas. A universal
---	--

	design of high visibility over jackets must be obtained, with a fully lightweight summer issue being available.
16.2 Clothing standards (motorcycle escorts only)	Motorcycle equipment must comply with the European Commission's Personal Protective Equipment (PPE) legislation (Directive 89/686/EEC). All protective armour must be tested and approved to the European Standard EN1621-1/1997. All equipment must be CE marked.
16.3 Helmet standards (motorcycle escorts only)	Helmets must conform to ECE 22-05 or the older British Standard 6658 (categorised as Type A (blue label) or Type B (green label). These stickers are normally located on the back of the helmet and will also include a batch identity number. ECE 22-05 helmets are tested by BSI, and have the BSI Kitemark on the label.
16.4 High Visibility clothing (motorcycle escorts and four wheel escort)	Escort personnel must be equipped with EN 471 Class 3 high visibility over jackets when undertaking escorts. A summer and winter version must be available. The jackets must be clearly marked "Escort Driver".

## 17. Communications

17.1 Radio facility	The Escort provider will provide a two way "talk through" facility to enable any two riders undertaking a double escort to communicate with each other at any time. Where possible headsets should be worn.
17.2 Communication between riders and vehicle being escorted	Hand held radios operating on the same frequency will be given to the driver of the escorted vehicle when deemed necessary.
17.3 Motorcycle escort/four wheel escort communication	Preferably a radio should be fitted to the motorcycles and the backup car with a press-to-talk facility.

## 18. Escort Person

18.1 Main duties and responsibilities	<p>The main duties and responsibilities of an escort person are:</p> <ul style="list-style-type: none"> <li>- to ensure that a valid oversize permit granting permission for the vehicle to move under escort is</li> </ul>
---------------------------------------	---

	<p>displayed on the dashboard of the vehicle prior to the escort commencing.</p> <ul style="list-style-type: none"> <li>- to escort the abnormal load or abnormal vehicle along the approved transport route acting as a warning to other road users and pedestrians;</li> <li>- to ensure that any specific restrictions such as weight or height, or road closure and traffic management measures are adhered to.</li> <li>- to ensure that a safe route is chosen to avoid obstructions such as trees overhanging the public highway, traffic signals – particularly overhead signals, bridges, low telecoms or electricity cables, sensitive earth banks and poor visibility due to high banks and vegetation</li> <li>- to act as a point of contact and to be the communications interface between the abnormal load convoy and escort provider, Police and emergency services when required;</li> <li>- to alert the emergency services as appropriate in the event of an incident involving the abnormal load or abnormal vehicle. (If suitably trained, use the First Aid Kit and Fire Extinguisher as appropriate).</li> <li>- to ensure that the escort vehicle and escorted vehicle is 'fit for purpose', is road worthy, legal and insured (if a local vehicle with a disc) and conforms to the current guidelines (correct at time of printing Dec 09)</li> </ul>
--	---

19.2 Desirable Skills and Qualifications	<p>Desirable Skills and Qualifications are:</p> <ul style="list-style-type: none"> <li>- basic First Aid Training and Qualification and basic use of a Fire Extinguisher Training.</li> <li>- a basic understanding of the procedures and guidelines to the carrying of chemicals. Furthermore an understanding of the classes of hazardous substances and their characteristics.</li> <li>- escort riders must make themselves familiar with the actions to be undertaken in the event of an accident or emergency involving hazardous substances. The haulier is ultimately responsible for following the guidelines and procedures relating to the transport of chemicals but it is recommended that the service provider supports the haulier through holding a basic knowledge of the above.</li> </ul>
19.3 Training course	<p>All personnel undertaking escort duties will need to have successfully completed a training course approved by Traffic and Highway Services. After this initial course has been undertaken, all personnel should undertake refresher training (approved by Traffic and Highway Services) at intervals no greater than 3 years. (Additional refresher training may be deemed necessary by Traffic and Highway Services in special circumstances, for example, in the event of a significant incident where the rider was deemed to be at fault)</p>

## 19. Training Requirements

19.1 Essential skills and Qualifications	<p>Essential Skills and Qualifications required are:</p> <ul style="list-style-type: none"> <li>- a minimum age of 21 years old;</li> <li>- a full standard driving licence held;</li> <li>- to be able to speak and read the English language;</li> <li>- be a sworn in as a member of the Special Constabulary "C" Division.</li> <li>- to be competent through training and/or experience in the movement and transportation of abnormal loads or oversize vehicles</li> </ul>
--	---

## 20. Insurance

20.1 Motoring Insurance	<p>Motoring insurance must be in accordance with relevant motoring laws and cover must be appropriate to the vehicles operated by the service provider.</p>
20.2 Service provider insurance	<p>The following levels of insurance are advised:</p> <ul style="list-style-type: none"> <li>- Injury to third party person – unlimited</li> <li>- Damage to third party property – £20 million in respect of private cars and £5 million for use of commercial vehicles.</li> </ul>



## 21. General guidelines to hauliers

21.1 Driving Standards	Driving standards must be maintained. It is the driver's responsibility to drive safely. The escort rider cannot account for the actions of every other road user.
21.2 Vehicle speed	The load should be driven at a speed which allows the escort to perform its duty safely and in good time. The fact that a vehicle is under escort is not an excuse for it to be driven at a speed above what it would be driven without an escort.
21.3 Care and control	In some circumstances it may be necessary for the vehicle to pass through a red traffic signal. Prior to this, the junction will have been controlled by the escort, but the driver must still exercise care and control.
21.4 Escort/Haulier communication	The driver will be informed of any problems en route.
21.5 Closing of road/traffic restrictions	Where a road needs to be closed or traffic management measures introduced for a vehicle to be escorted along or parked on that road, it is the responsibility of the Hirer to arrange for the closure or traffic management measures to be installed by Traffic and Highway Services in advance of the escort. If these measures are required out of office hours (in the event of an urgent escort) then the Hirer must apply to the Guernsey Police.
21.6 Road works/traffic information	It is recommended that hauliers also make themselves familiar with the planned and agreed road works on the Island. The IRIS web site allows public view of the Island Road Works Information System which shows planned and agreed road works. <a href="http://www.iris.gov.gg">http://www.iris.gov.gg</a>
21.7 Vehicle inspection	The escort rider will inspect the vehicle and load prior to the escort commencing.
21.8 Driving Licence inspection	Prior to the escort commencing, the escort rider will check to ensure that the driver of the escorted vehicle has the correct valid driving licence to drive the vehicle being escorted. If in doubt the escort company should refer any queries to Traffic and Highway Services during office hours or to the Guernsey Police during out of office hours.
21.9 Overhead telephone cables	In the event of a high vehicle/combination or a high load where overhead telephone cables might prevent a safe escort movement the telecommunications company should be contacted in advance by the escort provider to discuss

	options. It may be that the escort rider will be permitted by the telecommunications company to use a pole (to be supplied by the escort service provider) to raise the cable slightly for the vehicle to pass underneath or if not the cable might need to be temporarily taken down. Traffic and Highway Services should be notified, by the escort provider, of the course of action agreed upon by the telecommunications company prior to any movements taking place.
<b>21.10 Escort refusal</b>	<b>In the event of bad weather, an un-roadworthy vehicle or any other factors which, in the opinion of the escort rider, affects the safety of road users, the escort may be refused. If the escort cannot be undertaken due to the fault of the haulier, then the fee may be forfeited.</b>