




Exchanging a 'Status Declaration' for a 'Permanent Resident Certificate'.

Application Fee	FREE	How long will this application take me?	10 minutes (approx.)
------------------------	------	--	----------------------

Before you start you will need:

Photo I.D
(e.g. Passport, Driving License, Citizen Card)


Status Declaration
Number
(If Known)



CORRECT

Photo I.D must display:

- ✓ Full name
- ✓ Date of Birth



INCORRECT

SD ____ / ____

Step 1:

If you have already registered for this online service, please go to 'Step 2' (on the other side of the page).

In order to apply you will need to be registered with our online service.

Please visit <https://gov.gg/populationmanagement>, and click on the **1** link (below).

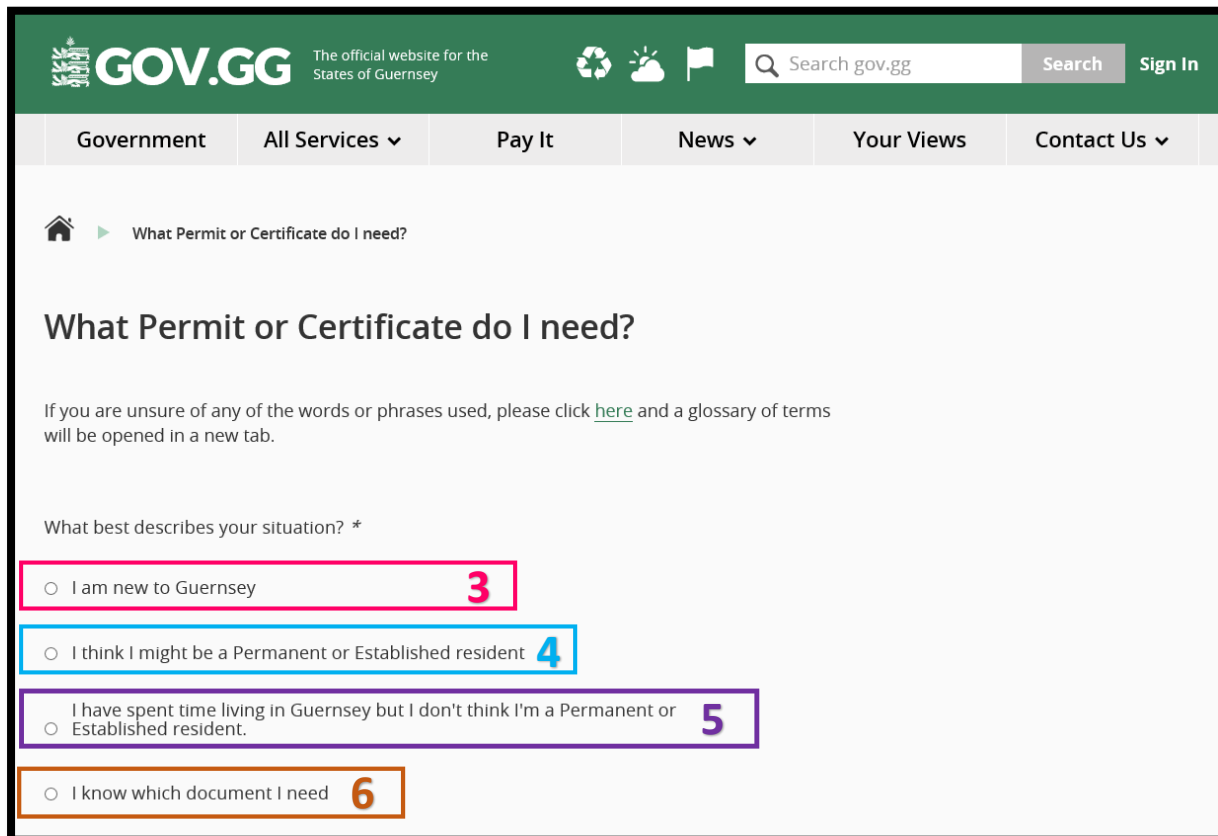
The screenshot shows the gov.gg website interface. At the top, there is a navigation bar with 'GOV.GG' and 'The official website for the States of Guernsey'. Below this is a menu with 'Government', 'All Services', 'Pay It', 'News', 'Your Views', and 'Contact Us'. The main content area is titled 'Population Management' and contains several paragraphs of text. At the bottom, there is a sidebar with two main categories: 'Certificates & Permits (Individuals/Family members)' and 'Employment Permits (Employers only)'. The 'Certificates & Permits' category has a dropdown arrow and a link 'What Certificate or Permit do I need?' highlighted with a red box and the number '2'. The 'Employment Permits' category has a right-pointing arrow and a link 'I haven't used this online service before and need to register for an account' highlighted with a green box and the number '1'.

Step 2:

Once registered, return to <https://gov.gg/populationmanagement> (image on the other side of the page) and select **2** link.

It should display the questions shown below. Please click **4** link.

As you became a 'Qualified Resident' under the old Housing Control Law you have a



The screenshot shows the gov.gg website interface. At the top, there is a green header with the gov.gg logo, navigation links (Government, All Services, Pay It, News, Your Views, Contact Us), a search bar, and a Sign In button. Below the header, the main content area is titled "What Permit or Certificate do I need?". A breadcrumb trail shows "Home > What Permit or Certificate do I need?". Below the title, there is a paragraph of text: "If you are unsure of any of the words or phrases used, please click [here](#) and a glossary of terms will be opened in a new tab." Below this, there is a question: "What best describes your situation? *". There are four radio button options, each with a colored box and a number: 1. "I am new to Guernsey" (pink box, number 3). 2. "I think I might be a Permanent or Established resident" (blue box, number 4). 3. "I have spent time living in Guernsey but I don't think I'm a Permanent or Established resident." (purple box, number 5). 4. "I know which document I need" (orange box, number 6).

Apply

Once you have clicked **Apply** and have successfully completed and submitted the application you will receive an automated email from us confirming this.

You will not have to do anything further, we will either contact you or you will receive your Certificate by email.