




How to apply for Residential Certificates & Permits

How long will this application take me?	20 – 30 minutes (approx.)
---	---------------------------

Before you start you will need:


Photo I.D
(e.g. Passport, Driving License, Citizen Card)



CORRECT

Photo I.D must display:

- ✓ Full name
- ✓ Date of Birth



INCORRECT

Social Security
Number (If Known)

GY

Different application types may require additional information.

Step 1:

If you have already registered for this online service, please go to 'Step 2' (on the other side of the page).

In order to apply you will need to be registered with our online service.

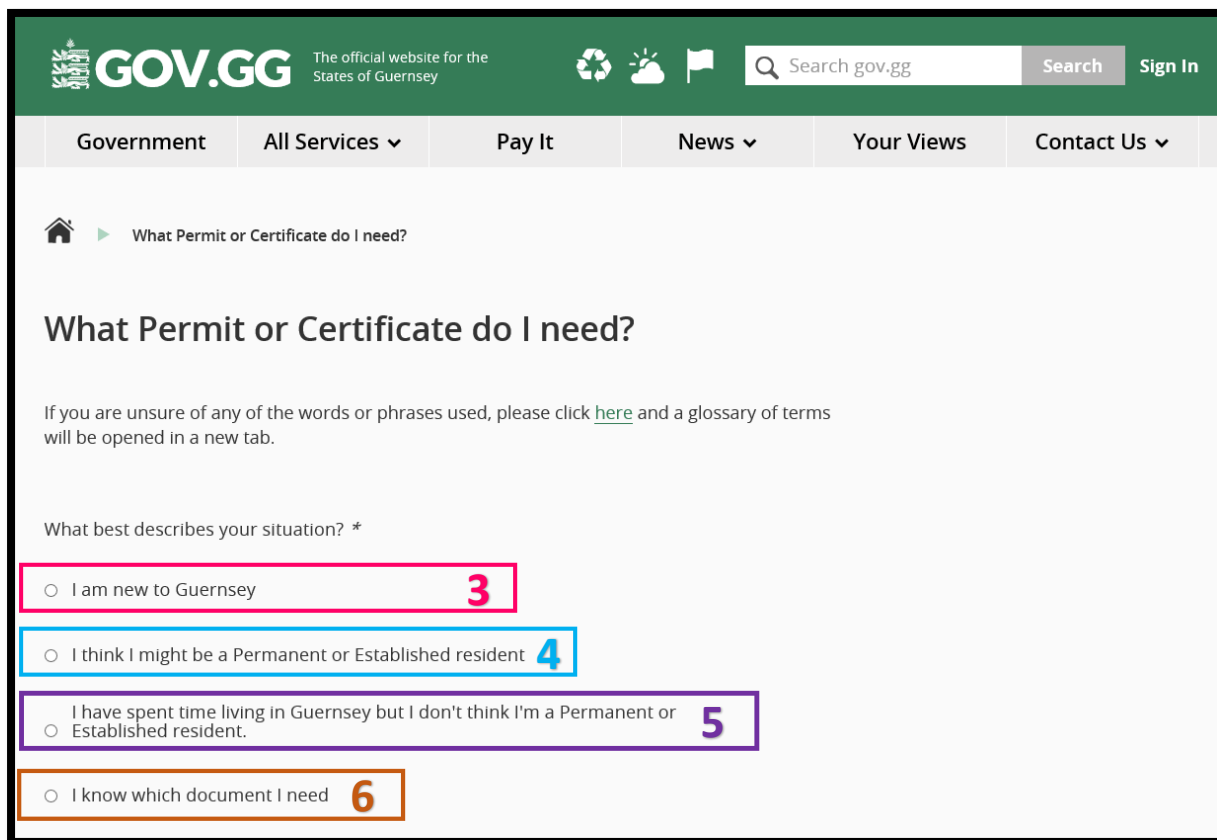
Please visit <https://gov.gg/populationmanagement>, and click on the **1** link (below).

The screenshot shows the GOV.GG website interface. At the top, there is a navigation bar with 'Government', 'All Services', 'Pay It', 'News', 'Your Views', and 'Contact Us'. Below this is a breadcrumb trail: 'All Services > Population Management > Population Management'. The main heading is 'Population Management'. Below the heading, there is a paragraph explaining the Population Management Law. Further down, there are two paragraphs describing the law's aims and how it determines who can live in certain accommodation. At the bottom, there is a section with two links: 'What Certificate or Permit do I need?' (highlighted with a red box and a '2') and 'I haven't used this online service before and need to register for an account' (highlighted with a green box and a '1').

Step 2:

Once registered, return to <https://gov.gg/populationmanagement> (image on the other side of the page) and select **2** link.

It should display the questions shown below. Click on the relevant link that best suits your circumstances.



The screenshot shows the gov.gg website interface. At the top, there is a green header with the gov.gg logo and navigation links. Below the header is a navigation bar with links for Government, All Services, Pay It, News, Your Views, and Contact Us. The main content area is titled 'What Permit or Certificate do I need?' and includes a search bar and a 'Sign In' button. The form contains a question: 'What best describes your situation? *' with four radio button options, each highlighted with a colored box and a number:

- I am new to Guernsey **3**
- I think I might be a Permanent or Established resident **4**
- I have spent time living in Guernsey but I don't think I'm a Permanent or Established resident. **5**
- I know which document I need **6**

Apply

Once you have clicked **Apply** and have successfully completed and submitted the application you will receive an automated email from us confirming this.

You will not have to do anything further, we will either contact you or you will receive your Certificate by email.