

Guernsey Sea Fisheries

Statistical Bulletin 2017

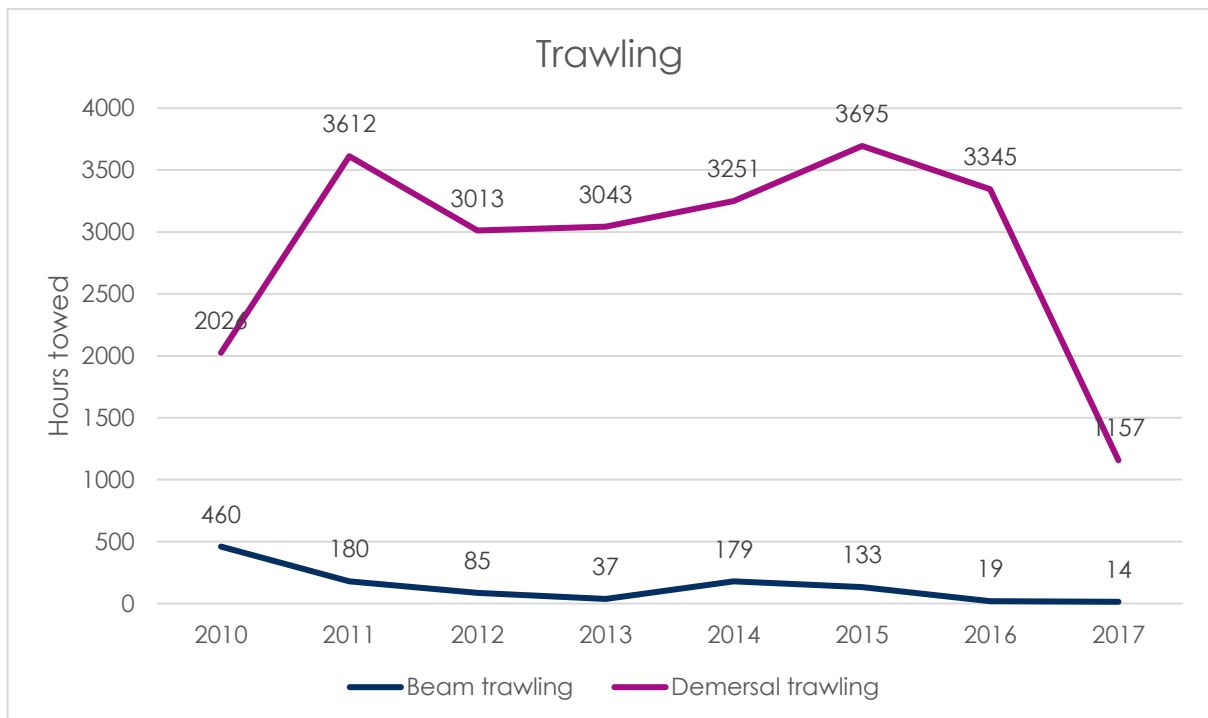
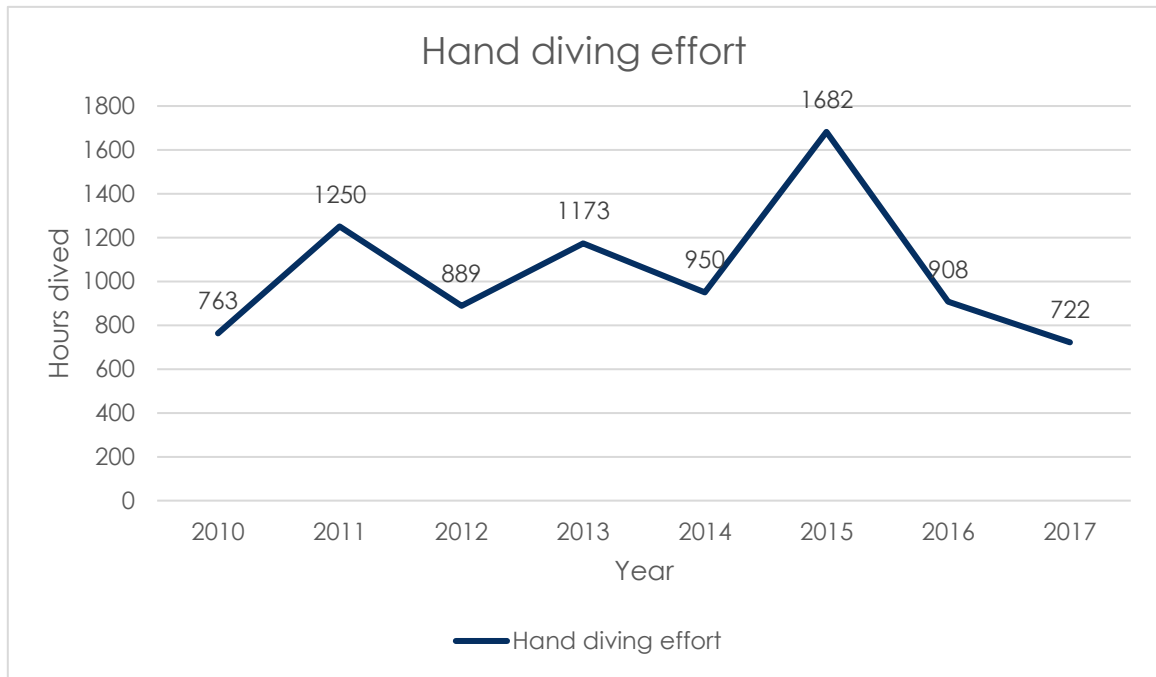


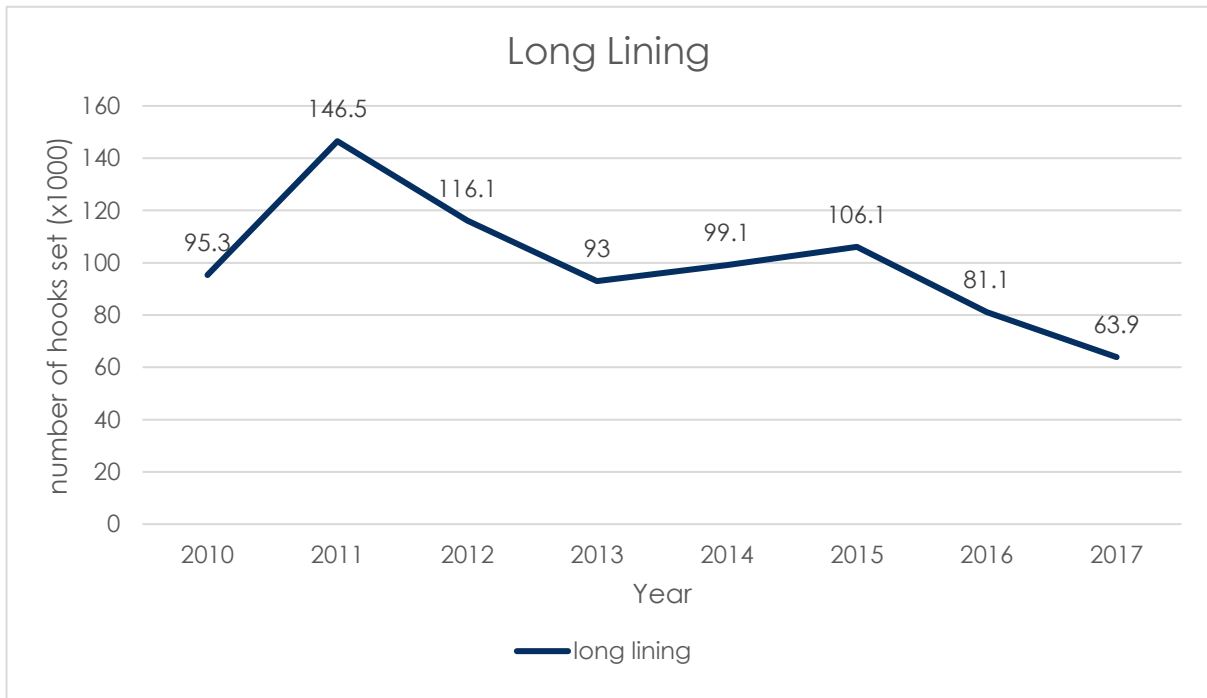
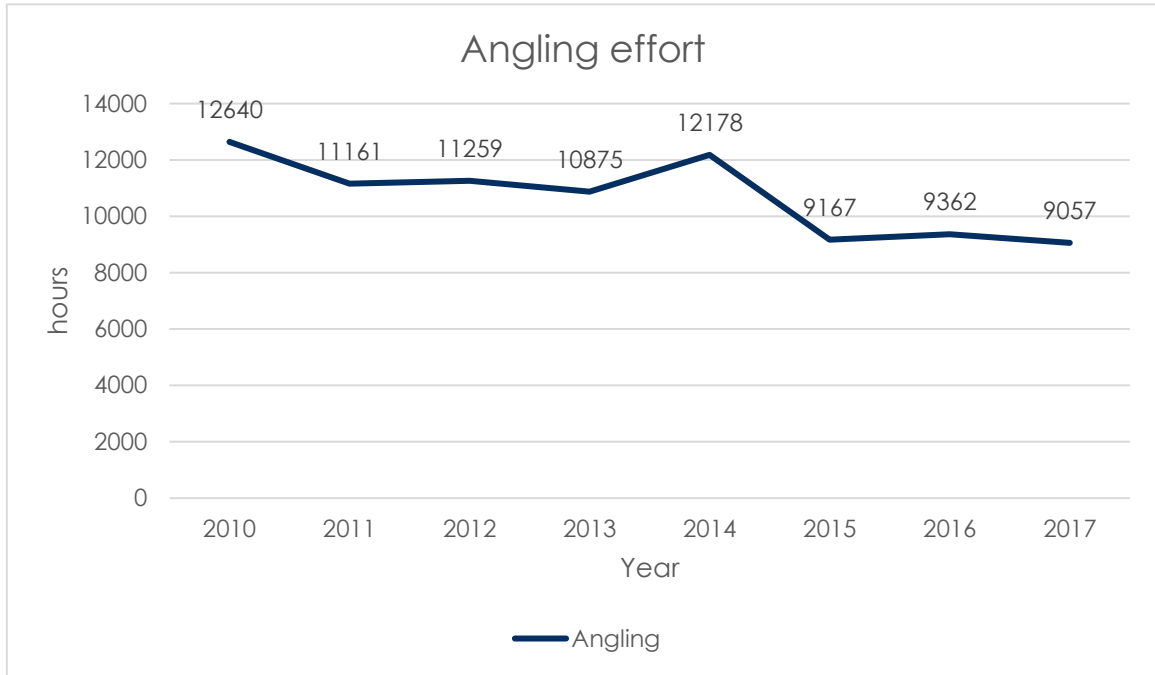
2017 landings

Above shows the key commercial species caught in Bailiwick waters, showing the annual tonnage of each species caught, along with the total value of landings for each species. Prices for each species are calculated from the Dielette and Cherbourg market, then converted from euros to pounds using the average exchange rate from 2017.

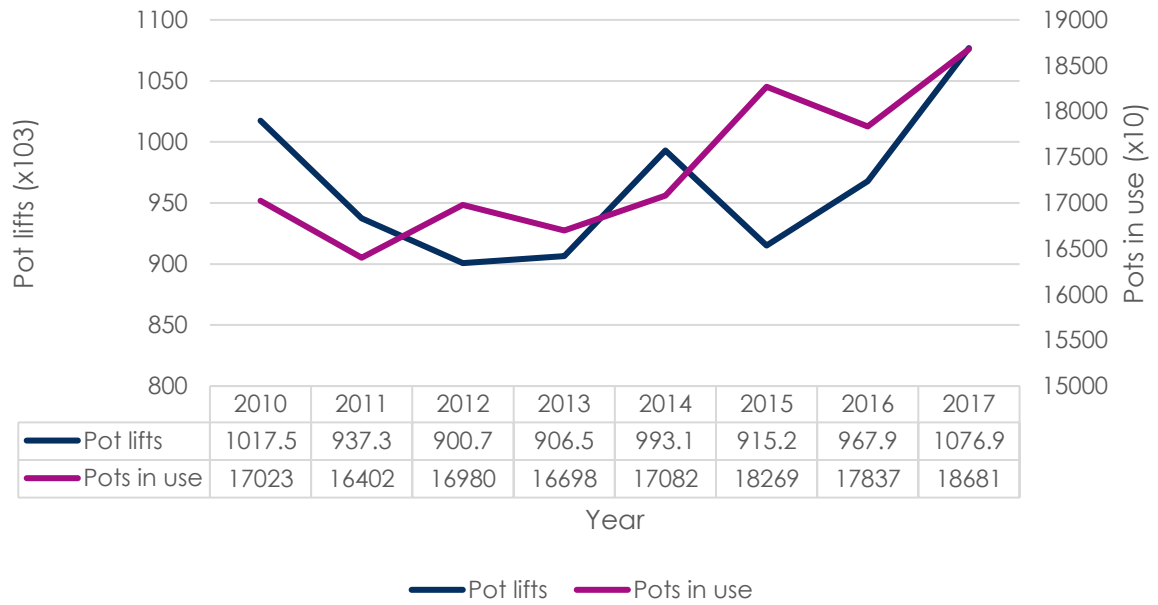
	Annual Landings (tonnes)							Price/ kg (2017 average)
	2017	2016	2015	2014	2013	2012	2011	
Anglerfish	0.6	0.5	0.4	0.9	1.9	1.3	1.1	£4.22
Bass	11.5	15.8	18.5	30.5	27.6	44.4	74.0	£13.10
Black Bream	18.7	12.2	10.4	21.3	13.7	12.7	13.9	£3.00
Brill	1.6	4.0	5.4	8.7	6.8	7.9	10.2	£7.74
Cod	0.4	4.6	3.9	3.0	1.7	3.0	3.4	£4.77
Conger	4.1	7.6	6.4	7.7	8.8	10.1	8.7	£1.14
Crayfish	0.1	0.1	0.1	0.2	0.6	0.2	0.3	£32.49
Cuttlefish	2.9	1.7	3.4	2.6	1.6	1.7	1.4	£2.82
Dogfish	7.4	12.8	9.2	12.5	16.2	15.3	18.0	£0.61
Edible Crab	674.4	809.9	708.9	878.2	784.2	785.6	692.7	£1.90
Grey Mullet	0.8	2.7	1.3	1.6	1.7	2.6	5.5	£0.67
John Dory	0.1	0.3	0.3	0.3	0.2	0.1	0.1	£9.62
Lobster	95.0	101.6	117.2	128.2	98.6	102.3	101.5	£17.31
(number)	140,294	143,571	164,143	168,645	139,654	146,429	147,204	NA
Ling	0.1	0.3	0.7	0.9	2.0	2.0	2.6	£2.95
Mackerel	6.4	2.9	4.4	6.5	9.3	5.3	5.4	£1.24
Plaice	0.4	1.2	1.2	1.7	1.4	1.3	1.8	£1.51
Pollack	56.5	53.6	53.5	68.1	64.5	82.4	85.8	£4.84
Ray	52.2	98.0	144.7	153.3	110.2	136.5	158.8	£2.59
Red Mullet	8.5	14.9	4.8	5.0	4.7	6.0	4.8	£5.69
Sand Sole	0.1	0.2	0.8	0.7	0.7	0.4	1.1	£5.80
Sandeel	11.4	19.0	21.2	28.1	26.4	55.6	48.3	£2.84
King Scallop ¹	103.7	79.8	105.2	101.2	102.6	95.7	108.2	£3.81
Smoothound	1.5	3.5	4.6	5.6	6.6	4.4	3.5	£1.47
Sole	3.0	2.0	2.4	5.1	4.0	2.3	4.0	£11.10
Spider Crab	61.2	55.0	57.6	34.2	34.9	40.7	40.1	£1.45
Squid	0.3	0.3	0.6	0.5	0.3	0.2	0.2	£7.60
Turbot	3.4	5.6	9.2	6.0	7.8	10.2	10.3	£11.73
Tope	0.3	0.7	0.1	3.3	5.7	3.2	4.8	£1.84
Wrasse ²	3.0	3.4	4.7	5.6	4.0	7.9	8.1	£0.77
Total (wetfish)	192.2	308	308.1	376.4	325.9	414.9	474.2	
Total (shellfish)	937.3	993.1	993.1	1145.3	1022.8	1026.4	944.4	
Total (all)	1,129.5	1301.1	1301.1	1521.7	1348.7	1441.3	1418.6	
Value (£000's)	4,767	5,089	5,832	4,960	5,438	5,704	5,863	







Potting



Sea Temperature

