

THE GUERNSEY YOUNG PEOPLE'S SURVEY 2022

RESULTS



States of
Guernsey

The Guernsey Young People's survey has been undertaken since the early 1990's and is the key evidence base for the collation of the views, attitudes and health behaviours of young people in the Bailiwick of Guernsey. It has a dedicated website page:

www.gov.gg/youngpeoplesurvey

Each school that completes the survey receives a report of its students' responses. The report highlights their responses according to the four headings: Healthy and Active; Reaching Potential; Safe and Nurtured; Included and Respected.

It also compares with other Bailiwick schools and with the results from the previous Guernsey Young People's survey

The survey is administered by the Schools Health Education Unit. The unit are leaders in gathering evidence about the behaviour, views and attitudes of young people. A team of local experts have reviewed and updated the questions in the survey to ensure that they are relevant and appropriate. The local experts will also comment upon the findings in the autumn.

80+ questions were asked to 1,458 Young People (527 in Year 6, 330 in Year 8, and 456 in Year 10) about aspects of their lives shaped around the priorities of the Children and Young People's Plan.

Topic areas include: Drugs; Alcohol; Tobacco; Sex and Relationships; Sport and physical activity participation; Food and Health; Emotional Health.

The survey asked questions which reflected the four priority outcomes of the Children and Young People's Plan. The survey also included a few questions that seek to find out young people's views on education.

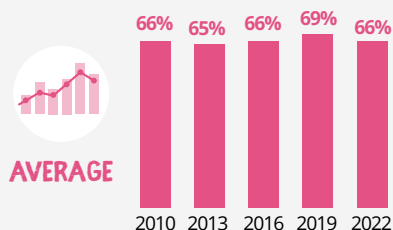
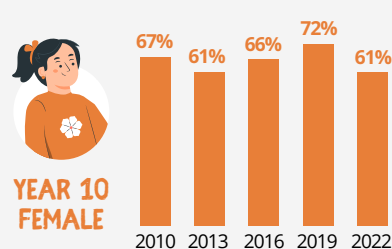
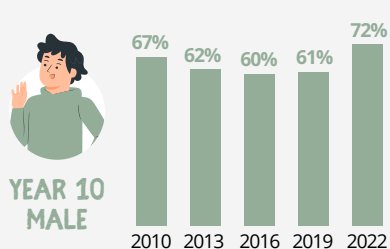
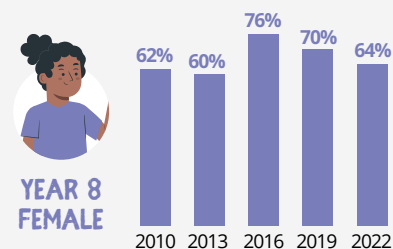
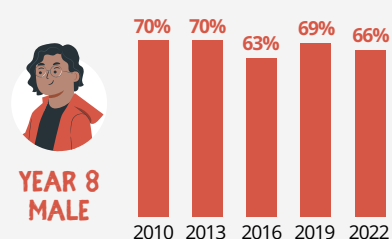
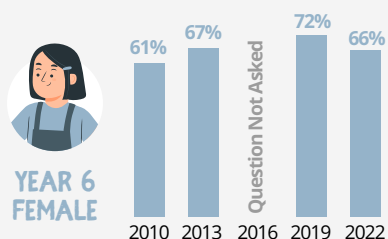
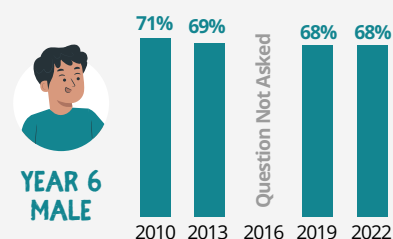
Additional Questions for 2022: Following advice from the local experts and consultation with headteachers there are additional questions in the 2022 survey.

- ▶ Questions about the impact of Covid
- ▶ Update of the health section to include vaping questions
- ▶ More detailed questions on personal background including questions on the religion, faith or belief of a child and their family
- ▶ Additional question on gender
- ▶ Questions on experience of discrimination

In this summary document, in addition to the survey results, we will identify workstreams that are being progressed to address key areas of concern.

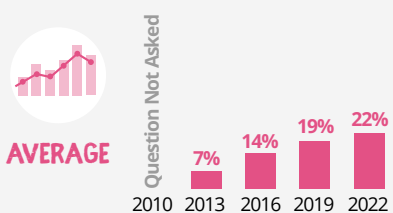
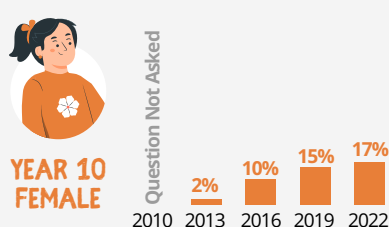
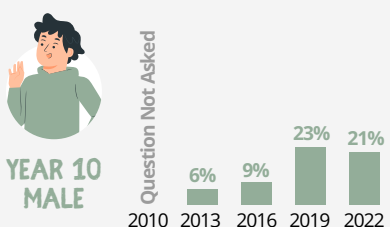
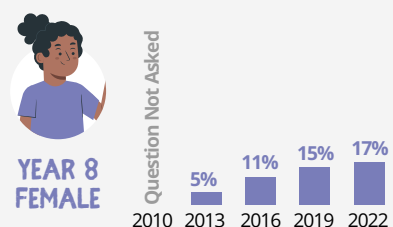
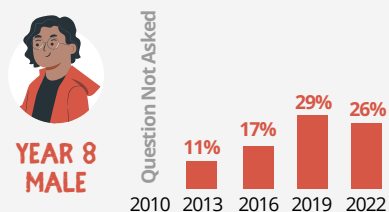
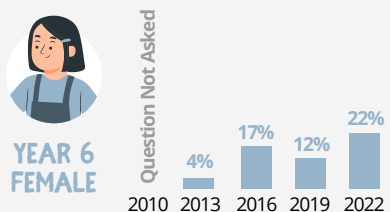
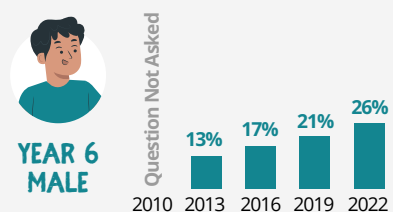
1

PERCENTAGE OF STUDENTS WHO LIVE WITH THEIR MOTHER AND FATHER



2

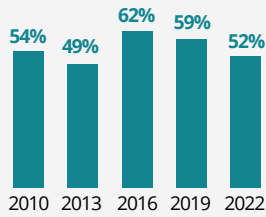
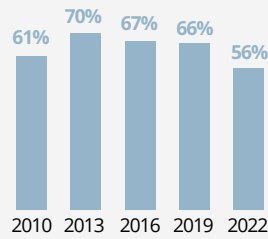
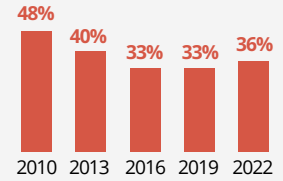
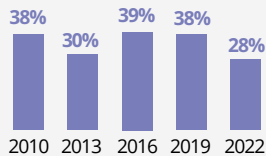
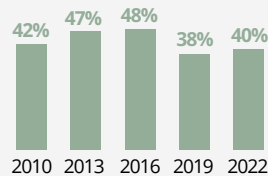
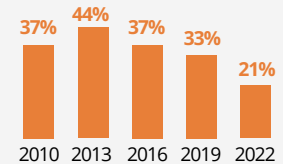
STUDENTS WHO HAVE AT LEAST ONE SPECIAL EDUCATION NEED OR DISABILITY



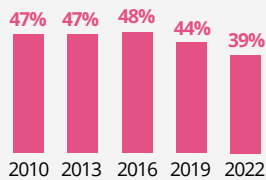
1,643 pupils were on the register (24.5% - Summer 2022).

3

STUDENTS WHO ENJOY ALL/MOST LESSONS IN SCHOOL

YEAR 6
MALEYEAR 6
FEMALEYEAR 8
MALEYEAR 8
FEMALEYEAR 10
MALEYEAR 10
FEMALE

AVERAGE



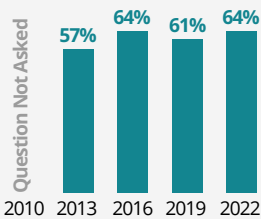
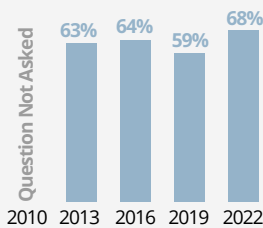
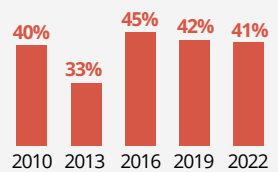
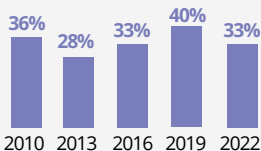
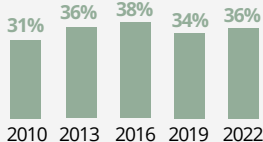
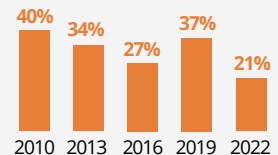
Work by Education so far includes...

All States schools have embraced the Rights Respecting Schools Award recognising article 12 (children's voice) and this informs future practice

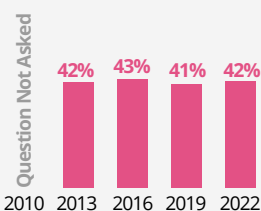
Guernsey and Alderney schools inspection framework

4

AGREE THAT THEIR SCHOOL/COLLEGE CARES WHETHER THEY ARE HAPPY

YEAR 6
MALEYEAR 6
FEMALEYEAR 8
MALEYEAR 8
FEMALEYEAR 10
MALEYEAR 10
FEMALE

AVERAGE



Work by Education so far includes...

Education improvement visits from the Education Office includes children's voice.

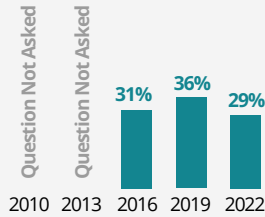
Development of staff specialisms – development of the ELSA (Emotional Literacy Support Assistants)

5

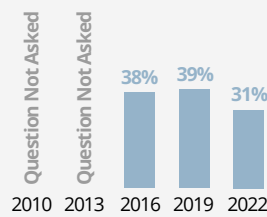
PUPILS ARE ASKED FOR THEIR OPINIONS AT SCHOOL "QUITE A LOT" OR "A LOT"



**YEAR 6
MALE**



**YEAR 6
FEMALE**



**YEAR 8
MALE**

Question not asked to this demographic



**YEAR 8
FEMALE**

Question not asked to this demographic



**YEAR 10
MALE**

Question not asked to this demographic

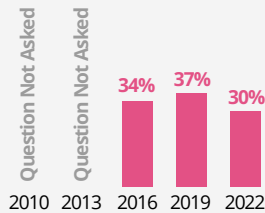


**YEAR 10
FEMALE**

Question not asked to this demographic



AVERAGE



Work by Education so far includes...

All States schools have embraced the Rights Respecting Schools Award recognising article 12 (children's voice)

Guernsey and Alderney schools inspection framework

6

PUPILS WHO ARE PROUD OF THEIR SCHOOL "QUITE A LOT" OR "A LOT"



**YEAR 6
MALE**

Question not asked to this demographic

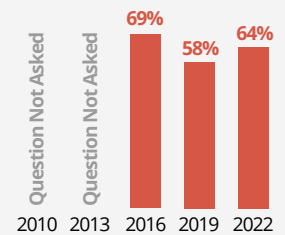


**YEAR 6
FEMALE**

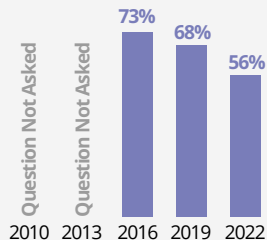
Question not asked to this demographic



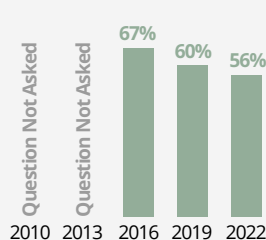
**YEAR 8
MALE**



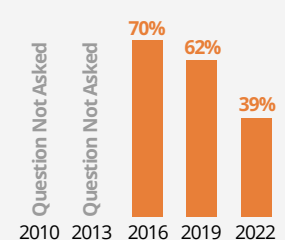
**YEAR 8
FEMALE**



**YEAR 10
MALE**

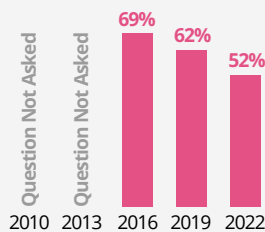


**YEAR 10
FEMALE**



AVERAGE

Based on
Secondary
Students only



Work by Education so far includes...

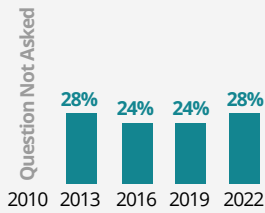
Our Education Strategy: commitment for inclusive cultures which promotes ambition and supports health and wellbeing for all

7

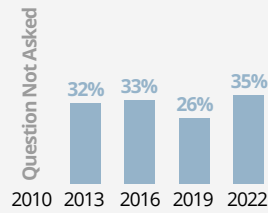
BULLIED AT OR NEAR SCHOOL IN THE LAST 12 MONTHS



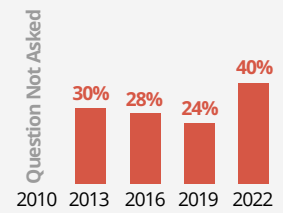
YEAR 6
MALE



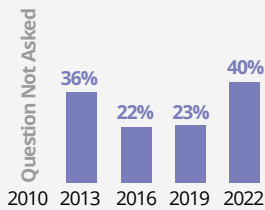
YEAR 6
FEMALE



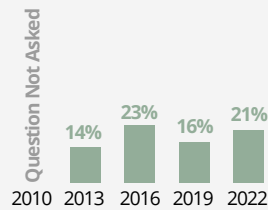
YEAR 8
MALE



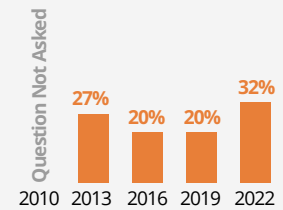
YEAR 8
FEMALE



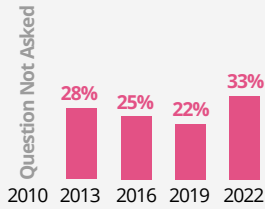
YEAR 10
MALE



YEAR 10
FEMALE



AVERAGE



Work by Education so far includes...

Our Education Strategy commitment for equity, safety and inclusivity

Development of staff specialisms – development of the ELSA (Emotional Literacy Support Assistants)

Heroic Imagination Project (developing school cultures)

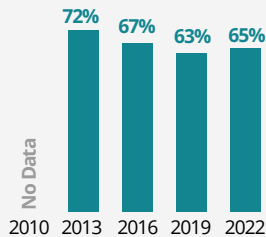
Commitment to joint working with other organisations

8

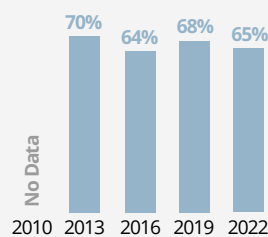
AGREE THAT SCHOOL TAKES BULLYING SERIOUSLY



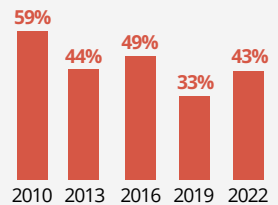
YEAR 6
MALE



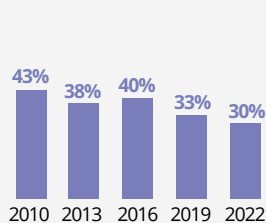
YEAR 6
FEMALE



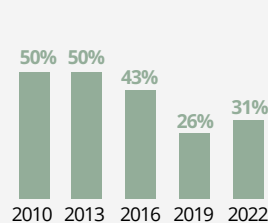
YEAR 8
MALE



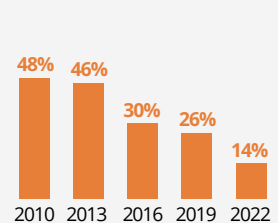
YEAR 8
FEMALE



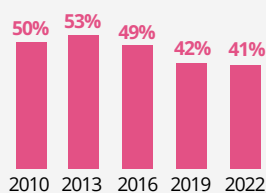
YEAR 10
MALE



YEAR 10
FEMALE



AVERAGE



Work by Education so far includes...

In addition to RRSA, inspection framework and continuous professional development, children are supported with the PSHCE programme delivered with other organisations to develop:

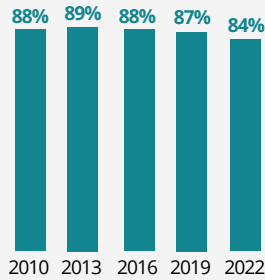
- Self awareness
- Self Confidence
- Self Esteem / Respect
- Resilience
- Sense of a moral compass / values

9

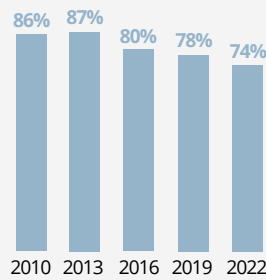
AGREE: "I AM GLAD I AM WHO I AM"



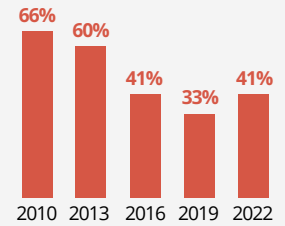
YEAR 6
MALE



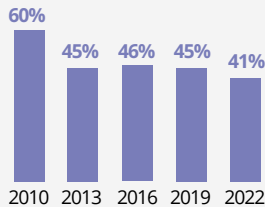
YEAR 6
FEMALE



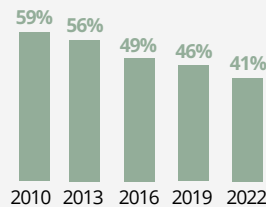
YEAR 8
MALE



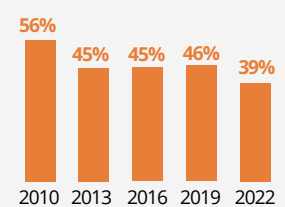
YEAR 8
FEMALE



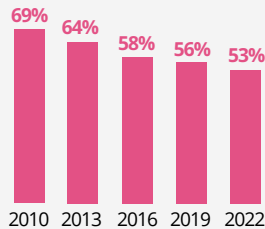
YEAR 10
MALE



YEAR 10
FEMALE



AVERAGE



Work by Education so far includes...

Additional support staff including:

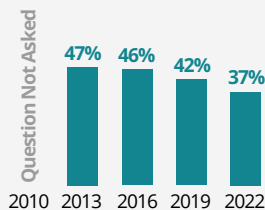
- Development of staff specialisms – development of the ELSA (Emotional Literacy Support Assistants)
- Development of the MeLSA (Mediating Learning Support Assistants) Heroic Imagination Project (developing school cultures)
- Additional LSA to remove barriers to SEMH (Social Emotional Mental Health)

10

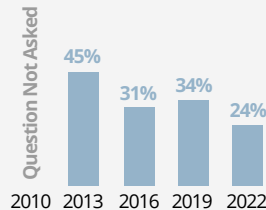
HAVE HIGH SELF ESTEEM



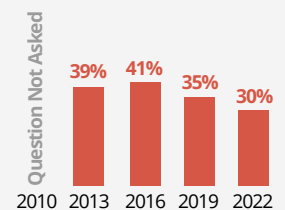
YEAR 6
MALE



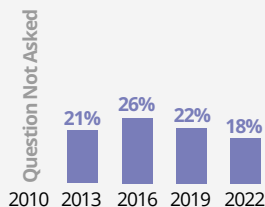
YEAR 6
FEMALE



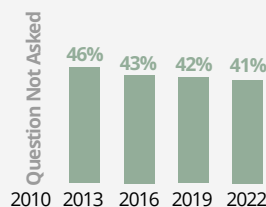
YEAR 8
MALE



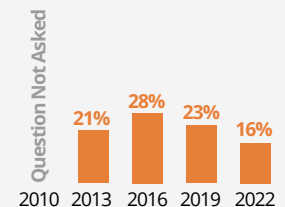
YEAR 8
FEMALE



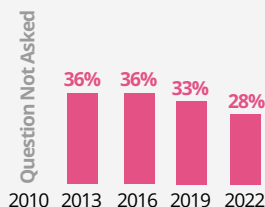
YEAR 10
MALE



YEAR 10
FEMALE



AVERAGE



Work by Education so far includes...

Work with other organisations to contribute to the development of MHWB practice across Island.

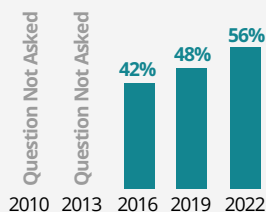
Schools have MHWB Champions and MHWB FA training is provided

11

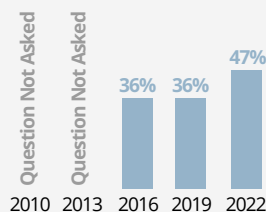
USUALLY WALK OR CYCLE TO SCHOOL



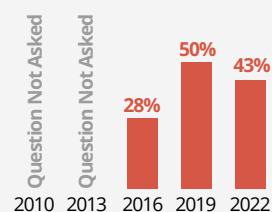
YEAR 6
MALE



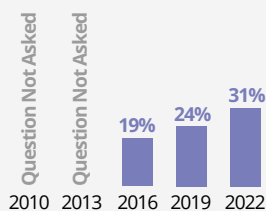
YEAR 6
FEMALE



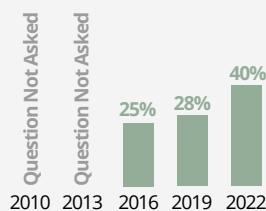
YEAR 8
MALE



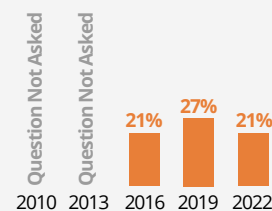
YEAR 8
FEMALE



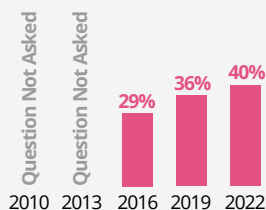
YEAR 10
MALE



YEAR 10
FEMALE



AVERAGE



Work by Education so far includes...

There has been a concerted efforts by many schools to encourage active travel over the past few years.

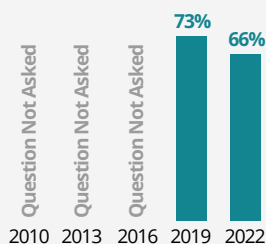
Initiatives such as walking buses and encouragement of the use of travel hubs away from the School site have impacted on the numbers of students who incorporate walking/ cycling into their journey to/ from school

12

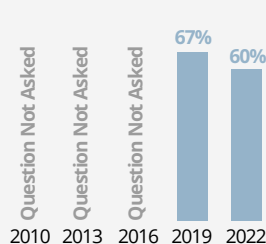
STUDENTS WHO WERE PHYSICALLY ACTIVE FOR 60 MINUTES ON AT LEAST 4 DAYS IN THE LAST WEEK



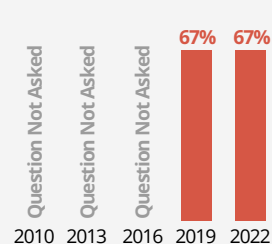
YEAR 6
MALE



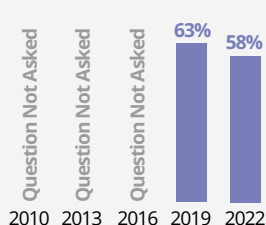
YEAR 6
FEMALE



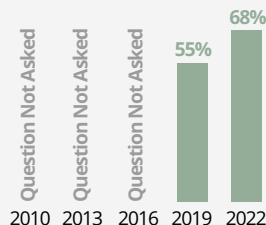
YEAR 8
MALE



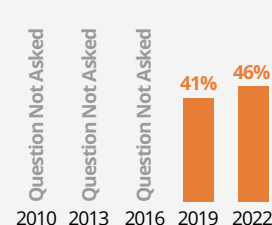
YEAR 8
FEMALE



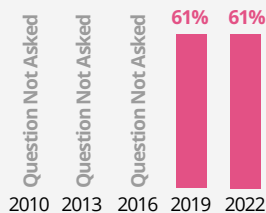
YEAR 10
MALE



YEAR 10
FEMALE



AVERAGE



Work by Education so far includes...

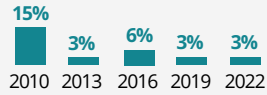
A Physical Activity, physical education and school sport policy directive and Practice Framework for Schools in the Bailiwick has been introduced. The Directive recommends that education establishments should adopt a "whole-school" approach to physical activity. Through the directive the ESC Committee has specifically directed that activity – including a specific amount of time for PE lessons – is incorporated into the school day.

13

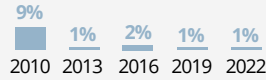
DRANK ALCOHOL IN THE LAST 7 DAYS



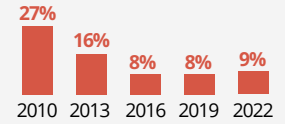
YEAR 6
MALE



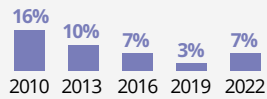
YEAR 6
FEMALE



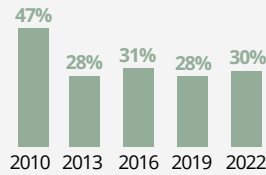
YEAR 8
MALE



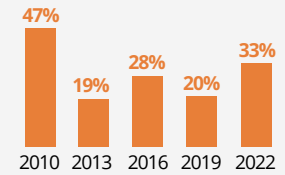
YEAR 8
FEMALE



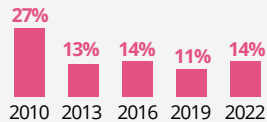
YEAR 10
MALE



YEAR 10
FEMALE



AVERAGE



Substance use included in the Children and Young People's Plan as a cross-committee initiative

14

DRANK MORE THAN INTENDED IN THE PREVIOUS YEAR



YEAR 6
MALE

Question not asked to this demographic

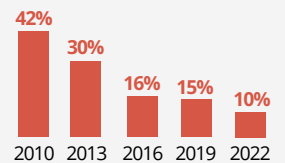


YEAR 6
FEMALE

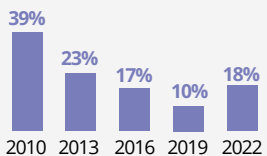
Question not asked to this demographic



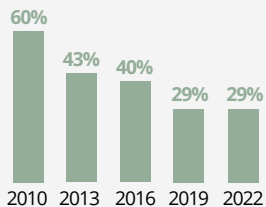
YEAR 8
MALE



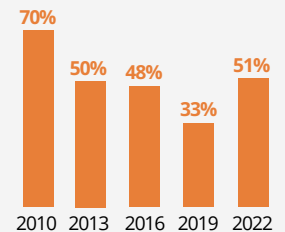
YEAR 8
FEMALE



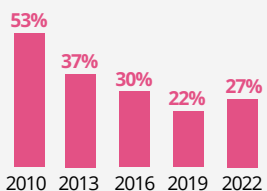
YEAR 10
MALE



YEAR 10
FEMALE



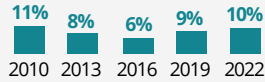
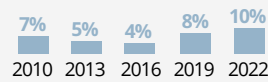
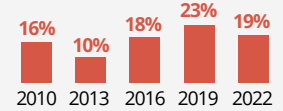
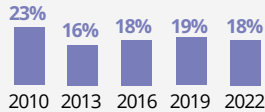
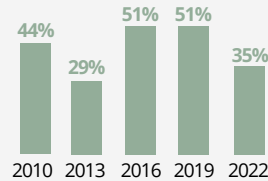
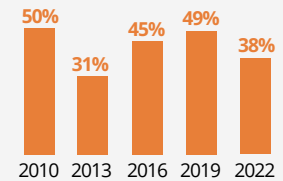
AVERAGE



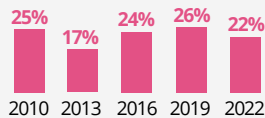
Substance Use Education delivered by Action for Children (covering drugs, alcohol and tobacco) as part of the PSHE curriculum

15

KNOW SOMEONE WHO USES DRUGS (FAIRLY SURE / CERTAIN)

YEAR 6
MALEYEAR 6
FEMALEYEAR 8
MALEYEAR 8
FEMALEYEAR 10
MALEYEAR 10
FEMALE

AVERAGE



Collaboration between Police, Health Improvement Commission, Action for Children and Education relating to substance use

16

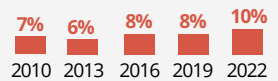
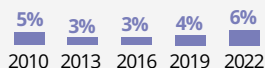
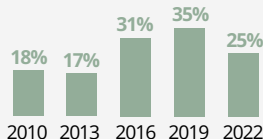
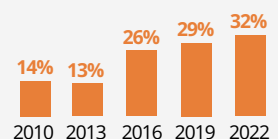
OFFERED CANNABIS

YEAR 6
MALE

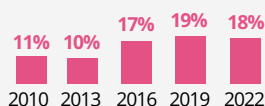
Question not asked to this demographic

YEAR 6
FEMALE

Question not asked to this demographic

YEAR 8
MALEYEAR 8
FEMALEYEAR 10
MALEYEAR 10
FEMALE

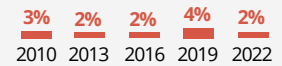
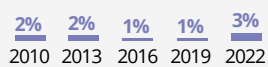
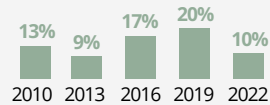
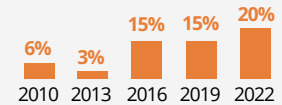
AVERAGE



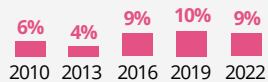
Substance Use included in the Children and Young People's Plan as a cross-committee initiative

17

EVER TRIED CANNABIS

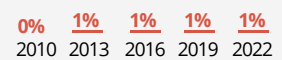
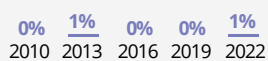
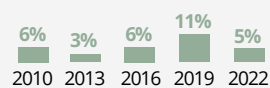
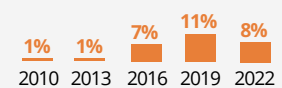
YEAR 6
MALEQuestion not asked
to this demographicYEAR 6
FEMALEQuestion not asked
to this demographicYEAR 8
MALEYEAR 8
FEMALEYEAR 10
MALEYEAR 10
FEMALE

AVERAGE

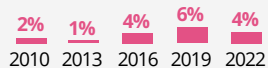


18

USED CANNABIS IN THE LAST MONTH

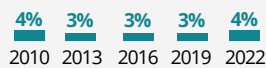
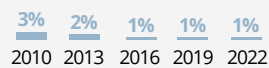
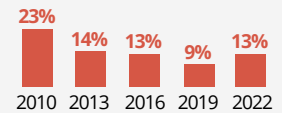
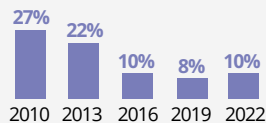
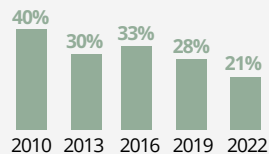
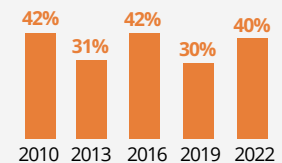
YEAR 6
MALEQuestion not asked
to this demographicYEAR 6
FEMALEQuestion not asked
to this demographicYEAR 8
MALEYEAR 8
FEMALEYEAR 10
MALEYEAR 10
FEMALE

AVERAGE

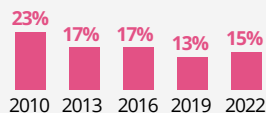


19

EVER TRIED SMOKING CIGARETTES

YEAR 6
MALEYEAR 6
FEMALEYEAR 8
MALEYEAR 8
FEMALEYEAR 10
MALEYEAR 10
FEMALE

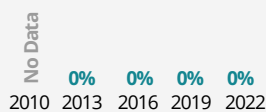
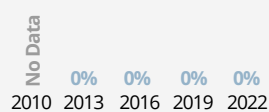
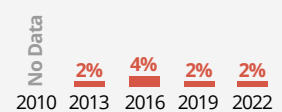
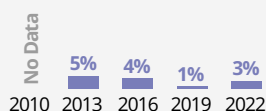
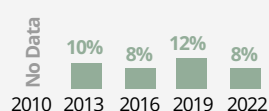
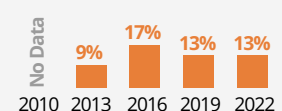
AVERAGE



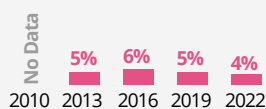
INTENT, an evidence based, smoking prevention programme delivered to secondary schools

20

SMOKED IN THE LAST 7 DAYS

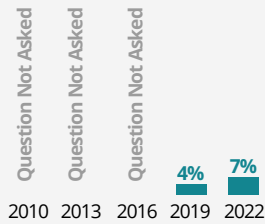
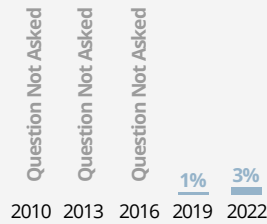
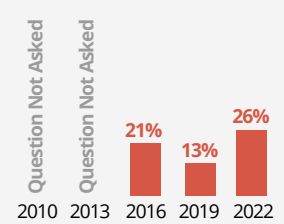
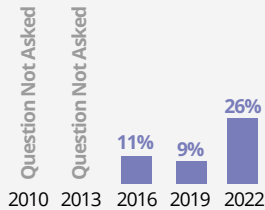
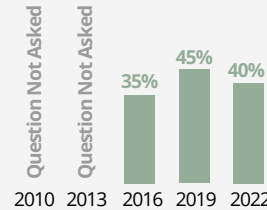
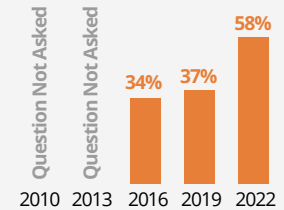
YEAR 6
MALEYEAR 6
FEMALEYEAR 8
MALEYEAR 8
FEMALEYEAR 10
MALEYEAR 10
FEMALE

AVERAGE

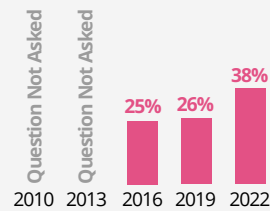


21

EVER TRIED VAPING

YEAR 6
MALEYEAR 6
FEMALEYEAR 8
MALEYEAR 8
FEMALEYEAR 10
MALEYEAR 10
FEMALE

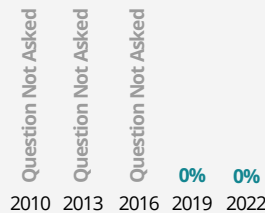
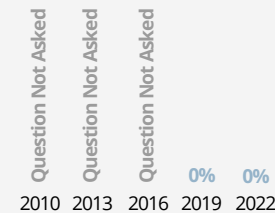
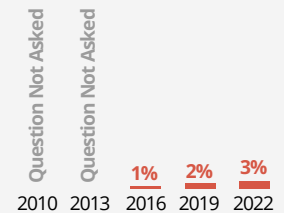
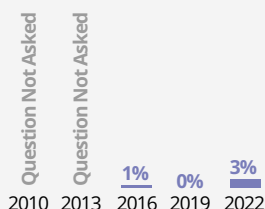
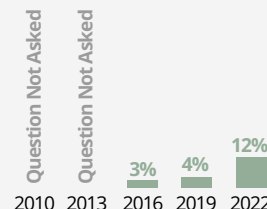
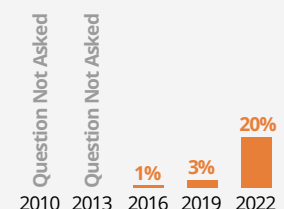
AVERAGE

Based on
Secondary
Students only

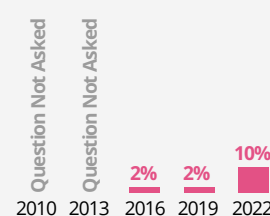
PSHE sessions have been revised to include vaping information

22

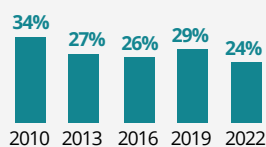
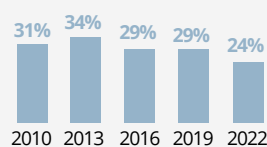
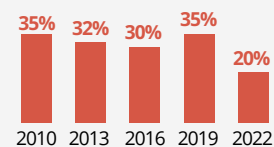
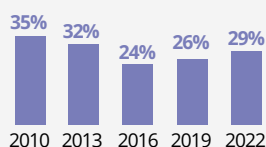
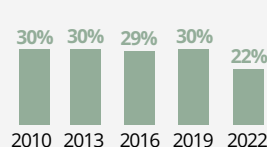
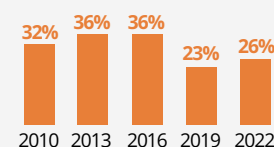
VAPE REGULARLY (MORE THAN ONCE A WEEK)

YEAR 6
MALEYEAR 6
FEMALEYEAR 8
MALEYEAR 8
FEMALEYEAR 10
MALEYEAR 10
FEMALE

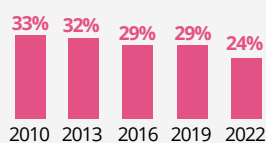
AVERAGE

Based on
Secondary
Students onlyBespoke vaping awareness and education sessions to
identified groupsVaping information has been distributed to all schools/
colleges for teachers and professionals.

STUDENTS WHOSE PARENTS SMOKE

YEAR 6
MALEYEAR 6
FEMALEYEAR 8
MALEYEAR 8
FEMALEYEAR 10
MALEYEAR 10
FEMALE

AVERAGE



Following the capture of Children and Young People's voice, Education will continue to work across multi-agency / organisational responsibilities to meet the needs of all children.

We recognise significant progress has been made in a number of areas however it is acknowledged that over the next three years we will address the findings, including meeting the needs of teenage girls, awareness and education regarding substance, and supporting the mental health and wellbeing of all young people.